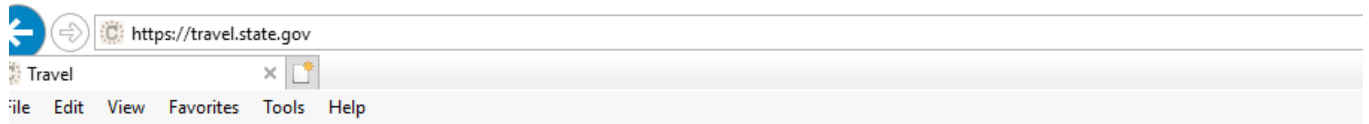
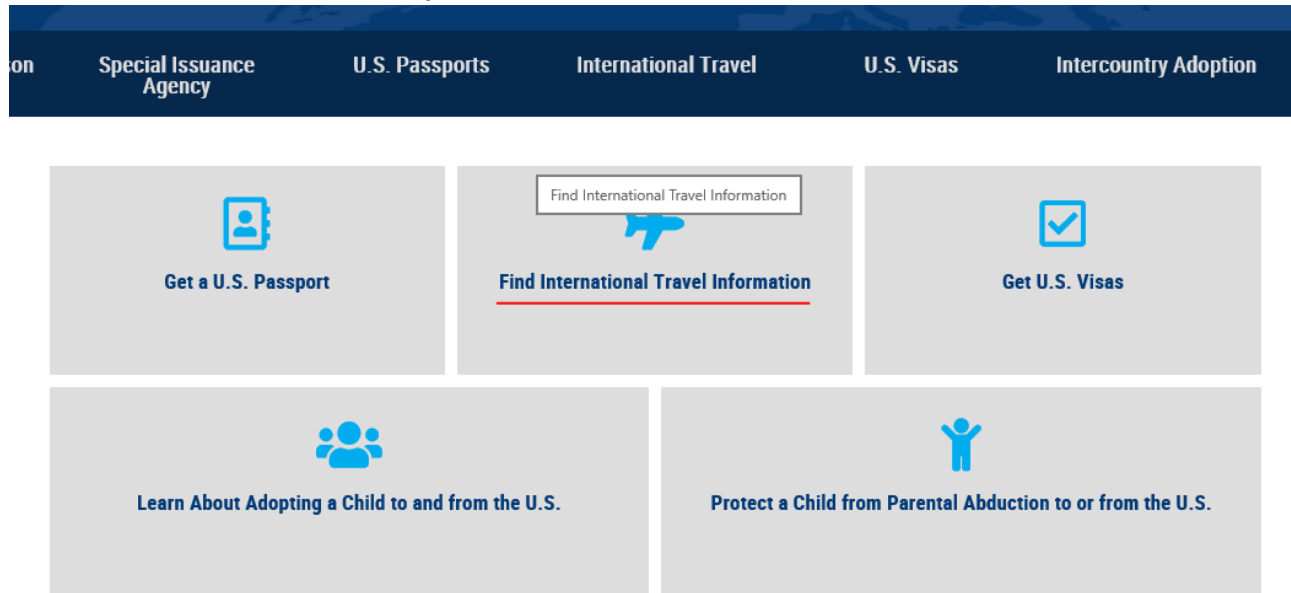


How to view travel advisories and warnings:

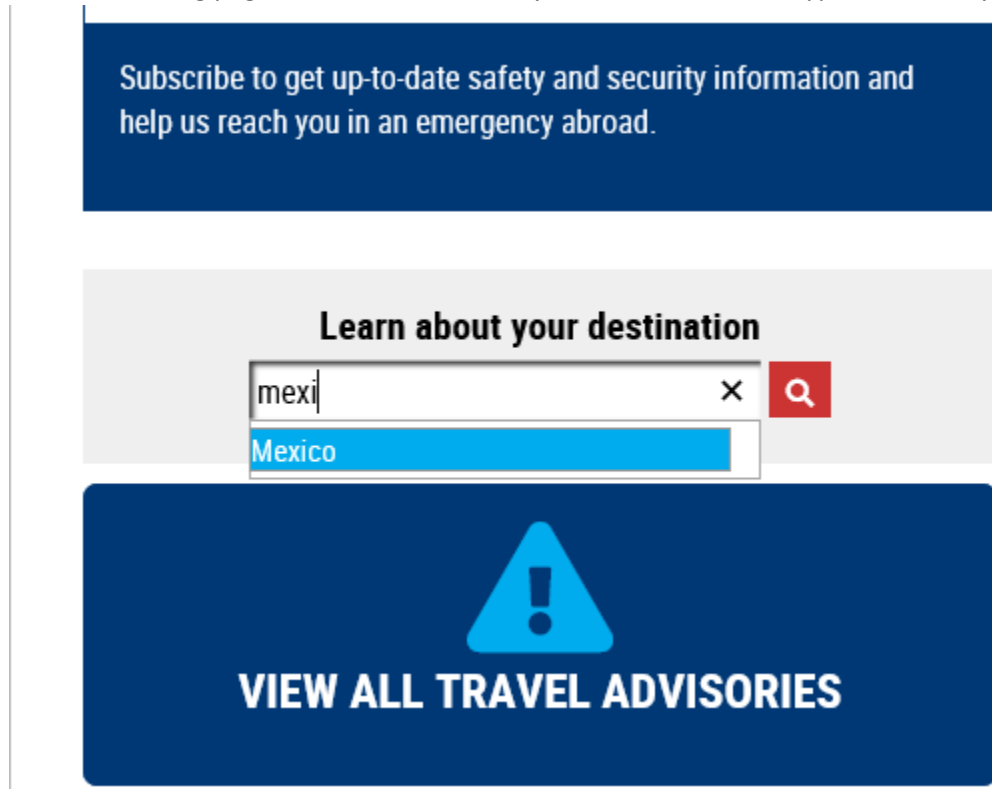
- On your internet browser, visit: <https://travel.state.gov>



- Click on *Find International Travel Information*



- On the following page, find the *Learn about your destination*, and type the country you are seeking to travel to:



- The search will take you to the Country information and will display all current advisories and warnings:

The screenshot shows the U.S. State Department's International Travel page for Mexico. The navigation bar includes 'U.S. Passports', 'International Travel' (highlighted), 'U.S. Visas', 'Intercountry Adoption', and 'International Parental Child Abduction'. Below this, there are tabs for 'Before You Go', 'Country Information' (selected), 'While Abroad', and 'Emergencies'. The main content area displays a travel advisory for Mexico, dated April 9, 2019, with a level of 'Exercise Increased Caution'. The advisory text states: 'Exercise increased caution in Mexico due to crime and kidnapping. Some areas have increased risk. Read the entire Travel Advisory.' To the right of the advisory is a 'Travel Advisory Levels' sidebar with four levels: 1. Exercise normal precautions (blue), 2. Exercise increased caution (yellow), 3. Reconsider travel (orange), and 4. Do not travel (red). Below the advisory, there is a section for 'Alerts' with a list of messages: 'Fire Alert - U.S. Consulate Tijuana, Mexico' (Fri, 25 Oct 2019), 'Security Alert - U.S. Consulate General Hermosillo, Mexico' (Fri, 18 Oct 2019), 'Puerto Vallarta Consular Agency Open for Limited Services' (October 15, 2019, Wed, 16 Oct 2019), and 'Demonstration Alert - U.S. Consulate General Matamoros' (Thu, 10 Oct 2019). A link for 'View Alerts and Messages Archive' is also present.

- Print the displayed information and attach it to the Release of Liability form for travel process.